

Bryan Housing Report

February 2026



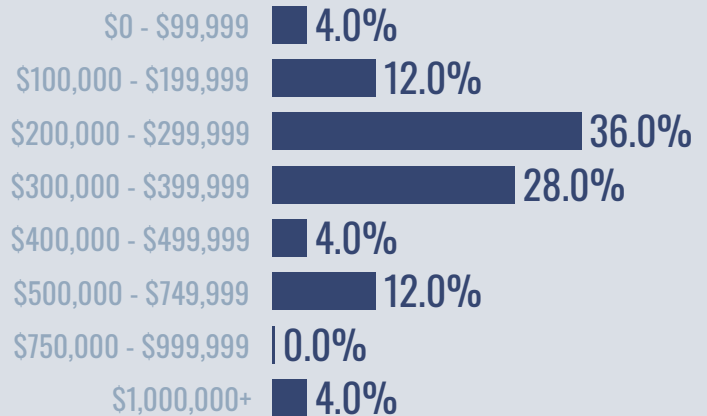
Median price

\$287,648

↑ **7.1%**

Compared to February 2025

Price Distribution



Active listings

↑ **0.8%**

362 in February 2026



Closed sales

↑ **2%**

50 in February 2026



Days on market

Days on market 65

Days to close 31

Total 96

6 days more than February 2025




Months of inventory

4.5

Compared to 5.0 in February 2025

About the data used in this report

Data used in this report come from the Texas REALTOR® Data Relevance Project, a partnership among the Texas Association of REALTORS® and local REALTOR® associations throughout the state. Analysis is provided through a research agreement with the Real Estate Center at Texas A&M University.



College Station Housing Report

February 2026



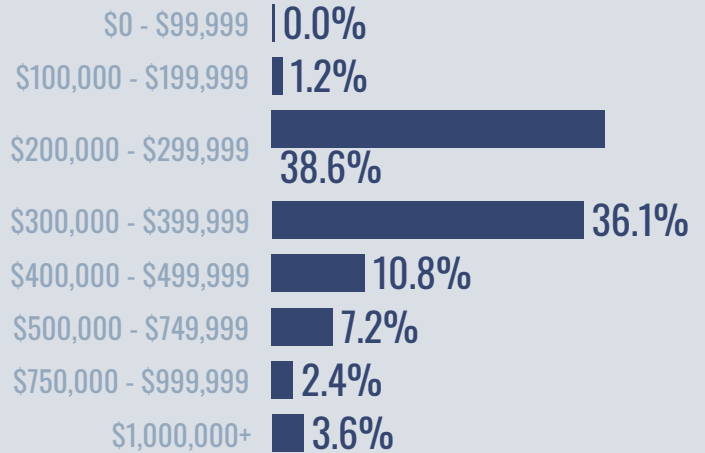
Median price

\$323,325

↑ **2.9%**

Compared to February 2025

Price Distribution



Active listings

↑ **26.7%**

484 in February 2026



Closed sales

Flat **0%**

84 in February 2026



Days on market

Days on market 77

Days to close 29

Total 106

14 days more than February 2025



Months of inventory

4.3

Compared to 3.3 in February 2025

About the data used in this report

Data used in this report come from the Texas REALTOR® Data Relevance Project, a partnership among the Texas Association of REALTORS® and local REALTOR® associations throughout the state. Analysis is provided through a research agreement with the Real Estate Center at Texas A&M University.



BRYAN-COLLEGE STATION
REGIONAL MULTIPLE
LISTING SERVICE

MLS

College Station-Bryan MSA Housing Report

February 2026




Median price

\$308,000

↑ **2.9%**

Compared to February 2025

Price Distribution



Active listings

↑ **15.7%**

1,337 in February 2026



Closed sales

↓ **1%**

200 in February 2026



Days on market

Days on market 80

Days to close 31

Total 111

2 days more than February 2025



Months of inventory

4.8

Compared to 4.3 in February 2025

About the data used in this report

Data used in this report come from the Texas REALTOR® Data Relevance Project, a partnership among the Texas Association of REALTORS® and local REALTOR® associations throughout the state. Analysis is provided through a research agreement with the Real Estate Center at Texas A&M University.



BRYAN-COLLEGE STATION
REGIONAL MULTIPLE
LISTING SERVICE

MLS

Brazos County Housing Report

February 2026




Median price

\$320,000

↑ **6.7%**

Compared to February 2025

Price Distribution



Active listings

↑ **15.3%**

1,101 in February 2026



Closed sales

↑ **2.8%**

184 in February 2026



Days on market

Days on market 76

Days to close 30

Total 106

4 days more than February 2025



Months of inventory

4.4

Compared to 4.0 in February 2025

About the data used in this report

Data used in this report come from the Texas REALTOR® Data Relevance Project, a partnership among the Texas Association of REALTORS® and local REALTOR® associations throughout the state. Analysis is provided through a research agreement with the Real Estate Center at Texas A&M University.



BCS

BRYAN-COLLEGE STATION
REGIONAL ASSOCIATION
OF REALTORS®

BRYAN-COLLEGE STATION
REGIONAL MULTIPLE
LISTING SERVICE

MLS

Burleson County Housing Report

February 2026



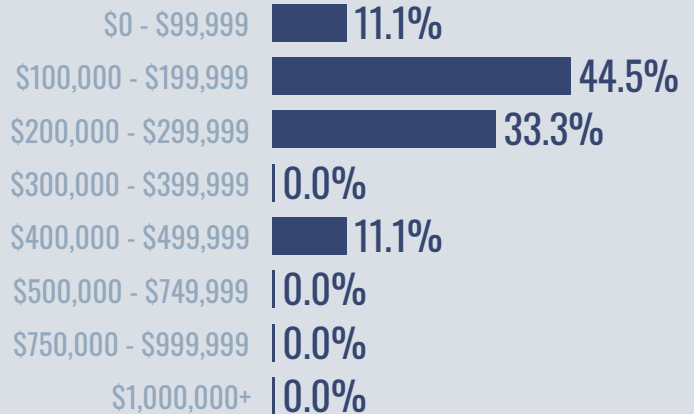
Median price

\$187,500

↓ **24%**

Compared to February 2025

Price Distribution



Active listings

↑ **17.6%**

127 in February 2026



Closed sales

↓ **40%**

9 in February 2026



Days on market

Days on market 70

Days to close 44

Total 114

65 days less than February 2025



Months of inventory

7.2

Compared to 6.5 in February 2025

About the data used in this report

Data used in this report come from the Texas REALTOR® Data Relevance Project, a partnership among the Texas Association of REALTORS® and local REALTOR® associations throughout the state. Analysis is provided through a research agreement with the Real Estate Center at Texas A&M University.



BCS BRYAN-COLLEGE STATION
REGIONAL ASSOCIATION
OF REALTORS®

BRYAN-COLLEGE STATION
REGIONAL MULTIPLE
LISTING SERVICE

MLS

Grimes County Housing Report

February 2026




Median price

\$295,000

↑ **7.3%**

Compared to February 2025

Price Distribution



Active listings

↓ **4.7%**

161 in February 2026



Closed sales

↓ **4.4%**

22 in February 2026



Days on market

Days on market 92

Days to close 32

Total 124

15 days more than February 2025




Months of inventory

6.2

Compared to 5.7 in February 2025

About the data used in this report

Data used in this report come from the Texas REALTOR® Data Relevance Project, a partnership among the Texas Association of REALTORS® and local REALTOR® associations throughout the state. Analysis is provided through a research agreement with the Real Estate Center at Texas A&M University.



Leon County Housing Report

February 2026




Median price

\$262,500

↑ **21.5%**

Compared to February 2025

Price Distribution



Active listings

↓ **13%**

67 in February 2026



Closed sales

↓ **50%**

4 in February 2026



Days on market

Days on market 94

Days to close 76

Total 170

34 days more than February 2025




Months of inventory

6.8

Compared to 9.0 in February 2025

About the data used in this report

Data used in this report come from the Texas REALTOR® Data Relevance Project, a partnership among the Texas Association of REALTORS® and local REALTOR® associations throughout the state. Analysis is provided through a research agreement with the Real Estate Center at Texas A&M University.



Madison County Housing Report

February 2026



Median price

\$369,975

↑ **155.2%**

Compared to February 2025

Price Distribution

| | |
|-----------------------|-------|
| \$0 - \$99,999 | 0.0% |
| \$100,000 - \$199,999 | 0.0% |
| \$200,000 - \$299,999 | 25.0% |
| \$300,000 - \$399,999 | 50.0% |
| \$400,000 - \$499,999 | 25.0% |
| \$500,000 - \$749,999 | 0.0% |
| \$750,000 - \$999,999 | 0.0% |
| \$1,000,000+ | 0.0% |



Active listings

↑ **28.6%**

36 in February 2026



Closed sales

↑ **33.3%**

4 in February 2026



Days on market

Days on market 161

Days to close 26

Total 187

10 days more than February 2025



Months of inventory

8.3

Compared to 6.9 in February 2025

About the data used in this report

Data used in this report come from the Texas REALTOR® Data Relevance Project, a partnership among the Texas Association of REALTORS® and local REALTOR® associations throughout the state. Analysis is provided through a research agreement with the Real Estate Center at Texas A&M University.



Robertson County Housing Report

February 2026



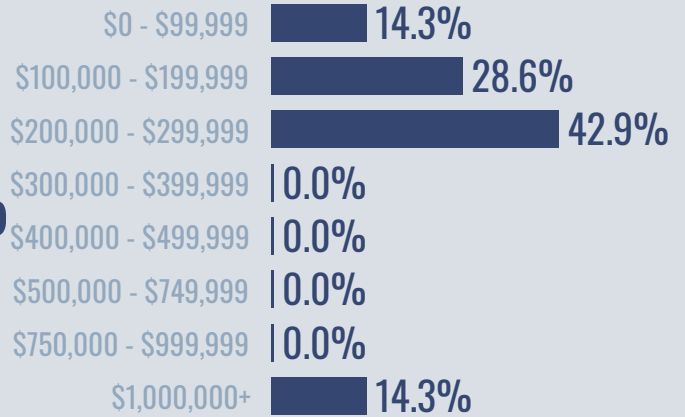
Median price

\$230,000

↓ **25.8%**

Compared to February 2025

Price Distribution



Active listings

↑ **17.2%**

109 in February 2026



Closed sales

↓ **12.5%**

7 in February 2026



Days on market

Days on market 198

Days to close 43

Total 241

96 days more than February 2025



Months of inventory

8.7

Compared to 8.8 in February 2025

About the data used in this report

Data used in this report come from the Texas REALTOR® Data Relevance Project, a partnership among the Texas Association of REALTORS® and local REALTOR® associations throughout the state. Analysis is provided through a research agreement with the Real Estate Center at Texas A&M University.

