

College Station-Bryan MSA Housing Report

March 2026



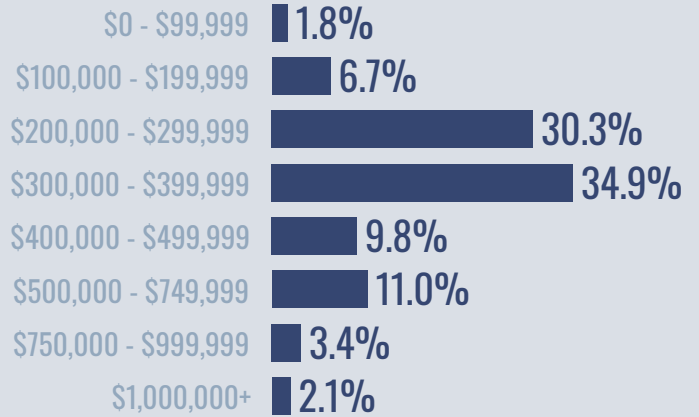
Median price

\$320,960

↑ **3.5%**

Compared to March 2025

Price Distribution



Active listings

↑ **15%**

1,395 in March 2026



Closed sales

↑ **3.5%**

330 in March 2026



Days on market

Days on market 80

Days to close 30

Total 110

10 days less than March 2025



Months of inventory

5.0

Compared to 4.5 in March 2025

About the data used in this report

Data used in this report come from the Texas REALTOR® Data Relevance Project, a partnership among the Texas Association of REALTORS® and local REALTOR® associations throughout the state. Analysis is provided through a research agreement with the Real Estate Center at Texas A&M University.



BRYAN-COLLEGE STATION
REGIONAL MULTIPLE
LISTING SERVICE

MLS

Bryan Housing Report

March 2026




Median price

\$308,500

↑ **8.3%**

Compared to March 2025

Price Distribution



Active listings

↑ **3.2%**

360 in March 2026



Closed sales

↓ **6.5%**

87 in March 2026



Days on market

Days on market 83

Days to close 30

Total 113

7 days less than March 2025




Months of inventory

4.5

Compared to 4.9 in March 2025

About the data used in this report

Data used in this report come from the Texas REALTOR® Data Relevance Project, a partnership among the Texas Association of REALTORS® and local REALTOR® associations throughout the state. Analysis is provided through a research agreement with the Real Estate Center at Texas A&M University.



College Station Housing Report

March 2026



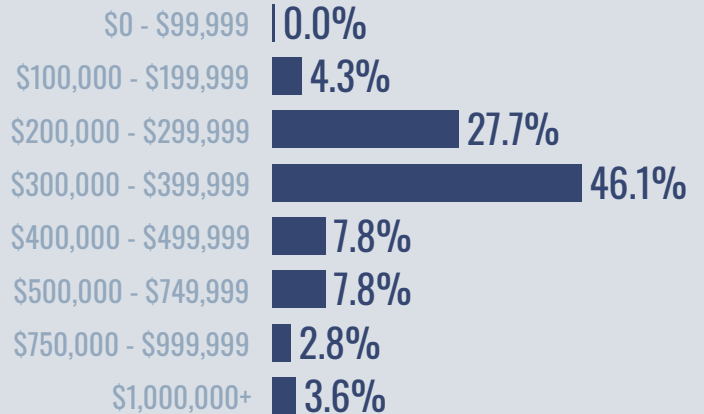
Median price

\$332,000

↑ **4.1%**

Compared to March 2025

Price Distribution



Active listings

↑ **19.9%**

542 in March 2026



Closed sales

↑ **9.2%**

142 in March 2026



Days on market

Days on market 68

Days to close 30

Total 98

1 day less than March 2025



Months of inventory

4.7

Compared to 3.8 in March 2025

About the data used in this report

Data used in this report come from the Texas REALTOR® Data Relevance Project, a partnership among the Texas Association of REALTORS® and local REALTOR® associations throughout the state. Analysis is provided through a research agreement with the Real Estate Center at Texas A&M University.



BRYAN-COLLEGE STATION
REGIONAL MULTIPLE
LISTING SERVICE

MLS

Brazos County Housing Report

March 2026



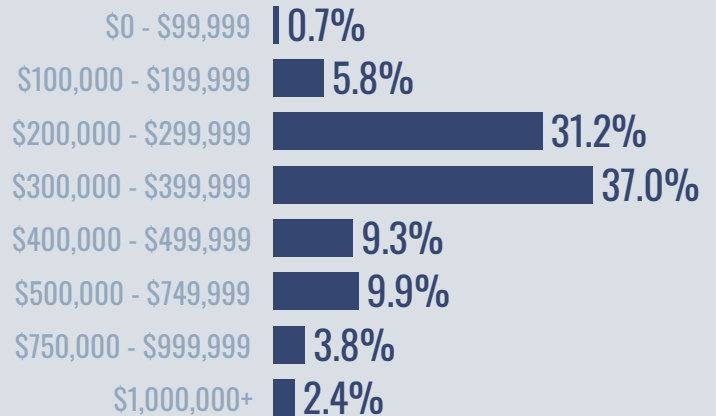
Median price

\$322,500

↑ **0.8%**

Compared to March 2025

Price Distribution



Active listings

↑ **13.5%**

1,144 in March 2026



Closed sales

↑ **2.8%**

295 in March 2026



Days on market

Days on market 76

Days to close 30

Total 106

12 days less than March 2025




Months of inventory

4.6

Compared to 4.2 in March 2025

About the data used in this report

Data used in this report come from the Texas REALTOR® Data Relevance Project, a partnership among the Texas Association of REALTORS® and local REALTOR® associations throughout the state. Analysis is provided through a research agreement with the Real Estate Center at Texas A&M University.



Burleson County Housing Report

March 2026



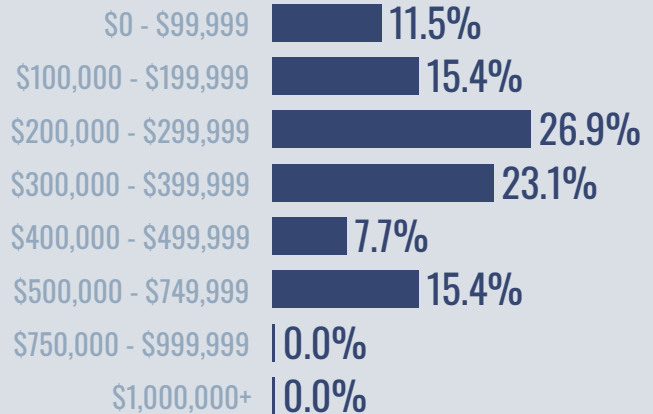
Median price

\$289,400

↑ **9.3%**

Compared to March 2025

Price Distribution



Active listings

↑ **23%**

139 in March 2026



Closed sales

↑ **30%**

26 in March 2026



Days on market

Days on market 107

Days to close 31

Total 138

14 days less than March 2025



Months of inventory

7.7

Compared to 6.5 in March 2025

About the data used in this report

Data used in this report come from the Texas REALTOR® Data Relevance Project, a partnership among the Texas Association of REALTORS® and local REALTOR® associations throughout the state. Analysis is provided through a research agreement with the Real Estate Center at Texas A&M University.



BCS BRYAN-COLLEGE STATION
REGIONAL ASSOCIATION
OF REALTORS®

BRYAN-COLLEGE STATION
REGIONAL MULTIPLE
LISTING SERVICE

MLS

Grimes County Housing Report

March 2026




Median price

\$400,000

↑ **46.3%**

Compared to March 2025

Price Distribution



Active listings

↓ **8.9%**

144 in March 2026



Closed sales

↓ **40.6%**

19 in March 2026



Days on market

Days on market 110

Days to close 34

Total 144

43 days more than March 2025




Months of inventory

5.8

Compared to 5.3 in March 2025

About the data used in this report

Data used in this report come from the Texas REALTOR® Data Relevance Project, a partnership among the Texas Association of REALTORS® and local REALTOR® associations throughout the state. Analysis is provided through a research agreement with the Real Estate Center at Texas A&M University.



Madison County Housing Report

March 2026



Median price

\$382,500

↑ **79.6%**

Compared to March 2025

Price Distribution

\$0 - \$99,999	0.0%
\$100,000 - \$199,999	█ 25.0%
\$200,000 - \$299,999	█ 25.0%
\$300,000 - \$399,999	0.0%
\$400,000 - \$499,999	0.0%
\$500,000 - \$749,999	█ 50.0%
\$750,000 - \$999,999	0.0%
\$1,000,000+	0.0%



Active listings

↑ **48.2%**

40 in March 2026



Closed sales

↑ **33.3%**

4 in March 2026



Days on market

Days on market 168

Days to close 34

Total 202

21 days more than March 2025



Months of inventory

9.2

Compared to 6.5 in March 2025

About the data used in this report

Data used in this report come from the Texas REALTOR® Data Relevance Project, a partnership among the Texas Association of REALTORS® and local REALTOR® associations throughout the state. Analysis is provided through a research agreement with the Real Estate Center at Texas A&M University.



BRYAN-COLLEGE STATION
REGIONAL MULTIPLE
LISTING SERVICE

MLS

Robertson County Housing Report

March 2026




Median price

\$430,000

↑ **115.8%**

Compared to March 2025

Price Distribution



Active listings

↑ **21.7%**

112 in March 2026



Closed sales

↓ **25%**

9 in March 2026



Days on market

Days on market 109

Days to close 27

Total 136

29 days more than March 2025



Months of inventory

9.1

Compared to 8.5 in March 2025

About the data used in this report

Data used in this report come from the Texas REALTOR® Data Relevance Project, a partnership among the Texas Association of REALTORS® and local REALTOR® associations throughout the state. Analysis is provided through a research agreement with the Real Estate Center at Texas A&M University.



BCS BRYAN-COLLEGE STATION
REGIONAL ASSOCIATION
OF REALTORS®

BRYAN-COLLEGE STATION
REGIONAL MULTIPLE
LISTING SERVICE

MLS